

PANDA BOX™

Radio Frequency Skin Lifting

USER MANUAL



PREFACE

Congratulations on your purchase!

You have purchased equipment with the latest technology. We will make the greatest effort to guarantee optimal use of your Device. By following this guide, you can understand easily and quickly how to use all the features of your PANDA BOX.

Thank you thoroughly read the manual before using the device. Carry it always at hand to consult for the best use of your PANDA BOX. If an abnormal situation should happen when using the device, thank you to contact our customer service to our company take steps to rectify the situation promptly.

Hyperthermia

The therapeutic effects of Hyperthermia on the human body have been well-known since the 19th Century, mainly being indicated for inflammatory processes, usually accompanied by pain.

Methods used made it very difficult to obtain deep, controlled and harmless thermal increase and some required invasive techniques.

What is panda box-RF

PANDA BOX-RF use Radio Frequency (RF) Technology is an innovative proprietary approach developed by our Laboratory. that maximizes the benefits of RF technology while avoiding its drawbacks. PANDA BOX-RF technology is simple to use yet extremely efficient and powerful. In fact it is so effective that its results on skin tightening and cellulite reduction are visible right from the first treatment.

General Information

This section provides safety information critical to use of Diathermy Systems. Read, understand and follow all of the Safety precautions found in this section and throughout this manual prior to system use. Stay current with the latest clinical developments in the fields of RF Therapy. Observe all applicable precautionary measures for treatment. Keep informed on appropriate indications and contraindication for the use of RF Therapy.

Warranty

This product is warranted against defects in materials and workmanship for a period of one year from date of shipment. The company will at its option, repair or replace components which prove to be defective during the warranty period, provided that the repairs or replacements are carried out by the company or its approved agents.

The company will consider itself responsible for the effects on safety, reliability and performance of the product. Only if the product is used in accordance with the instructions for use, only if the electrical installation of the relevant room complies with the appropriate national requirements. Should the product be returned to the company for repair it must be sent carriage paid. Consumable items, for example, electrodes and Display are not excluded from the above warranty.

Caution

- Read, understand and practice all precautionary and operating instructions. Know the limitations and hazards associated with using any electrical stimulation, ultrasound device or any other device.
- DO NOT operate the unit in an environment of short-wave diathermy use.
- The high frequency generator should be routinely checked before each use to determine that all controls function
 - normally, especially that the intensity control does properly adjust the intensity of the power output in a stable manner. Also, determine that the treatment time control does actually terminate power output when the timer reaches zero.
- DO NOT use sharp objects such as a pencil point or ballpoint pen to operate the buttons on the control panel as damage may result.
- This system, optional modules and associated accessories should be operated, transported and stored in temperatures between -20 to 40 degree, with relative humidity ranging from 30%-60%.
- Electrodes with care, inappropriate handling of the applicator may adversely affects characteristics.
- Before each use inspect applicator for cracks, which may allow the ingress of conductive fluid.
- Inspect electrode, cables and associated connectors before each use.
- The PANDA BOX-RF, optional modules and some associated accessories are not designed to prevent the ingress of water or liquids. Ingress of water or liquids could cause malfunction of internal components of the system and therefore create a risk of injury to the patient.

Warning

- This device should be used in clinic or home.
- Make certain the unit is electrically grounded by connecting only to a grounded electrical service receptacle conforming to the applicable national and local electrical codes.

- This device should be kept away from children.

- Care must be taken when operating this equipment around other equipment.

Potential electromagnetic or other interference could occur to this or to the other equipment. Try to minimize this interference by not using other equipment in conjunction with it.

- Use of controls or adjustments or performance of procedures other than those specified herein may result in hazardous conditions causing damage to the system, optional modules, associated accessories and hazardous exposure to energy.

- To prevent electrical shock, disconnect the unit from the power source (electrical outlet) before attempting any maintenance procedures to the system.

- Do not use cracked electrode when it has any crack on the surface.

Contraindication

- This device should not be used for symptomatic local pain relief unless etiology is established or unless a pain syndrome has been diagnosed.

- This device should not be used when cancerous lesions are present in the treatment area.

- Other contraindications are patients suspected of carrying serious infectious disease and or disease where it is advisable, for general medical purposes, to suppress heat or fevers.

- This device should not be used over or near bone growth centers until bone growth is complete.

- This device should not be used over the thoracic area if the patient is using a cardiac pacemaker.

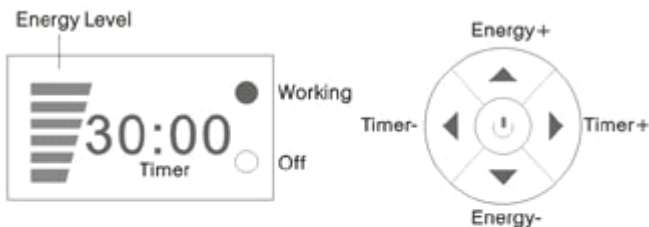
Parameter



- Working Frequency:3Mhz/bipolar
- Energy:15-25J/cm2 adjust
- Pulse Type:continuous
- Voltage:110/220v
- Size:28x32x25cm
- Weight:1.6kg

Application


- Skin lifting
- Improve conditions of sagging skin
- Forehead wrinkle removal
- Breast lifting
- Shape body contour

Operate panel



After turn on power,Adjust the energy and time,then press  the device Working,then press again  the machine stop.
The system default:10minutes/2Energy Level
The System Max Energy:6Level,Max Timer:30Minutes

PANDA BOX-RF Diagram Reference



Familiarize yourself with the features

- Always fix the probe in handle, then start to use the Device.
- During the treatment, Must put the GEL on skin.
- After finish the treatment, need clean the probe.
- For any hypersensitive skin, need use lower level energy to make test.

Pre-startup preparations

1. Unpacking and Inspection

After unpacking, please check to ensure that the instrument is not seriously damaged, circuit lines are well connected and accessories are available (see accessories list) Must connect well the handle socket.

2. Checking power voltage

Ensure that the power voltage complies with the requirement of the instrument.

3. Connecting power cable

Connect right probe to back of machine.

Small handle for face, Big handle for body. (Make sure the ground socket is in working order.)


Operation procedures

1. Power on

Turning on the switch Under the machine, the Display will be light.

2. Operate Examples

Let the treatment probe touch the target area and mover (Or Slide) from the inner to the outer and round and round and from the lower place to the higher, Do it in this way again and again, when you do the treatment on the upper lid, Pls move a bit more quickly, when the gel on the face get dry, please add some GEL and go on with the treatment.



2.1.Face(Including cheek,eye,forhead,lip,neck and acne scars)

Operation procedure(About 30minutes for whole face,10-15minutes for neck)

- a.carry out a skin evaluation before treatment.
- B.Clean skin
- c.tone skin
- d.massage with cosmetics
- e.clean skin
- f.smear gel on skin and apply treatment with trobe.
- g.let the probe touch the skin and make treatment

Course of treatment:One course of treatments includes 5treatments at an interval of every 10-15days.

Curative effect

After one treatment,the heated subcutaneous fiber shrinks instantly, therefore fins wrinkles are improved,and skin becomes tender,smooth and compact.After onecourse of treatment:the collagen protein is regenerated for long term,skin becomes tender and smooth,wriklies are reduced,and skin is tightened and compact.

2.2.Body(abdomen and waist)

Operation procedure(About 20minutes for abdomen,10-15minutes for waist)

- a.carry out a skin evaluation before treatment.
- B.Clean skin
- c.tone skin
- d.massage with cosmetics
- e.clean skin
- f.smear gel on skin and apply treatment with trobe.
- g.let the probe touch the skin and make treatment

Course of treatment:One course of treatments includes 5 treatments at a interval of every 5-7days.Curative effect After one treatment,the heated subcutaneous fiber shrinks instantly,therefore skinbecome smooth, compact and elastic.After one course of treatment;Skin becomes compact and flabby skin is improved.

3.treatment Caution And the principle

3.1.for treatment is that the patient should feel hotbut not very or burned.

3.2.The treatment head must be kept on the skin (sliding); otherwise, the skinwill get burned.Before the treatment head leaves the skin, you must loose the button on the head or loose the handle switch.

3.3.When the temperature of the treatment head is over too high, you should stop treatment.The energy you adopt should not be too high, otherwise, the skin will get hot

3.4.Adjust energy Level from weak to strong during treatment, the stronger energy, the better effect will be; take the highest energy which patient can tolerate as standard.

3.5.Do not apply on areas such as larynx, eyeball, upper eyelid, temple etc.Be careful during the treatment on areas with thin skin or many vessels such as canthus, forehead, neck, mouth corners, cheekbone etc.

3.6.Please carry out skin moisturizing and sun proof cream work after treatments, do not wash faces with hot water (use water under the body temperature), and do not go for hot spring and massage.

Advice Parameter

Therapy Position	Treatment head	Advice energy(Continuou)
eye side	small	3level
	big	4level
forehead	small	3level
	big	4level
jowl	big	4level
neck	big	5level
waist	big	3level
buttocks	big	3level
low-necked	big	3level
arm	big	4level
leg	big	4level

