

# HKS817C

## Radio Rrequency User&Training Manual



---

## **Radio Frequency Safety Guidelines**

---

The Following information is provided for the correct utilization of IPL Skin treatment system. The information includes not only the accident protection regulations the products comply with, but also the effective prearranging proper use of the products.

1) Electric safety regulation

The EMC Directive 89/336/EEC amended by 92/31/EC & 93/68/EEC EN 55015:2000+A1+A2/LUM200704025/ EMCEN 61000-3-2:2000+A2/LUM200704025/ EMCEN 61000-3-3:1995+A1+A2/LUM200704025/ EMCEN 61547:1997+A1/LUM200704025/EMC

2) Material ROHS test 2002/95/EC

Restriction of use of certain Hazardous

Substance in Electrical & electronics Equipment/ROHS.

3) Electromagnetic radiation safety regulation LVD/EN 60601-

1:2006/AGC10430904GZ05E3EMC/EN 60601-1-2:2001+A1:2006/AGC10430904GZ05E1

4) ISO 13485:2003 MEDICAL

---

## **Radio Frequency Safety Guidelines**

---

What is Radio Frequency?

RF is used for dermal skin heating with sparing of the epidermis. This will result in non-ablative skin tightening and lifting without injection and surgery.

What is the advantage?

The results are a firmer, refreshed and more youthful face, lifted brows and eyelids, less wrinkles and sharper jaw line again. Eyebags and double chin will improve with this treatment too.

How does it work?

First, heat generated by RF waves shrinks the bundle of collagen under the skin. The collagen becomes shorter and the skin tightens. The second phase begins as the body responds. The collagen will be gradually healed, renewed and even more collagen will be produced. The skin tightens and overall look is improved.

What do I expect during the treatment?

gentle warming sensation is felt throughout the procedures. As there is minimal redness after the treatment, normal activity can be resumed immediately.

How many sessions are required?

1times/2weeks

5-6 sessions is recommended for optimal longer lasting result in treating the wrinkles and lifting the face.



# HKS817C

Radio Frequency  
User&Training Manual

---

## 1.Product Information

---

### APPLICATION

- \*Skin tightening and lifting
- \*Wrinkle reduction
- \*Systemic collagen regeneration



### PARAMETER

- 2Probe with 2 size head:Bipolar
- 1Probe with Tripolar
- Energy:50J
- Pulse type:continuous/pulse
- Frequency:1/3/10MHz **Variable frequency**
- Display:8.0inch touch display
- Voltage:220V/110V
- Power:80W
- Certifications:CE LVD,CE EMC
- Pakcge size:38\*32\*24cm
- N.W:6.5kg
- G.W:9.5kg

# HKS817C

Radio Frequency  
User&Training Manual

## 2.Installation Alignment and operation procedures

2.1 Open the Package and checking,fix the probe holder in back of device.



Package with good Foam protect the device during shipment



Fix the probe Holder by screw

2.2 connect the cable to electric.then turn on the Main Switch.



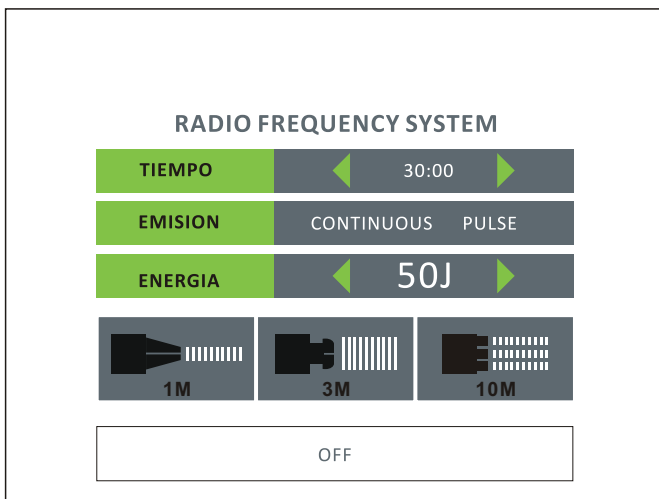
Fuse Main Switch Power Socket

# HKS817C

Radio Frequency  
User & Training Manual

## 3. Operate the Device

### 3.1 Operate interface



# HKS817C

Radio Frequency  
User&Training Manual

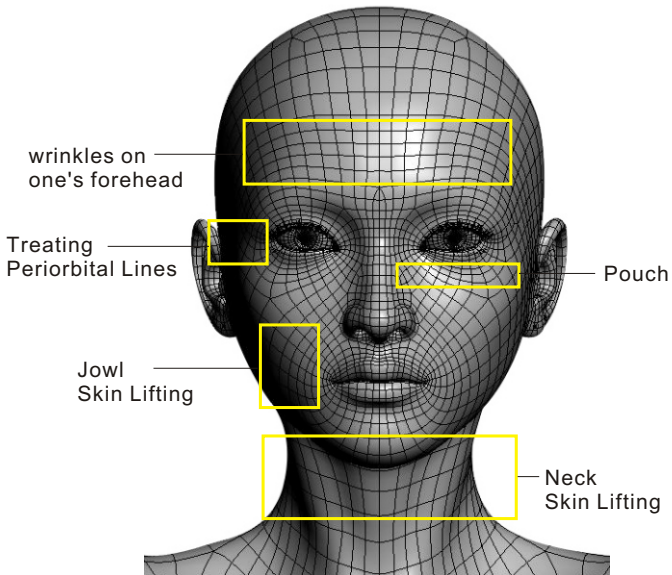
## 3. Operate the Device



Small Probe for Face

Big Probe for body/neck

Tripolar Forbody/Jowl



wrinkles on  
one's forehead

Treating  
Periorbital Lines

Jowl  
Skin Lifting

Pouch

Neck  
Skin Lifting








# HKS817C

Radio Frequency  
User & Training Manual

## 3. Operate the Device

### 3.3 Manual Model Treatment

Choice right Probe as you want and adjust the timer and energy, press OFF be ON, the Device start to work. User need press the switch in handle.

	Adjust Button
	Timer Adjust, Max is 30 Minutes
	Continuous or discontinuous
	Energy Adjust
	Choice small bipolar probe 1MHz
	Choice big bipolar probe 3MHz
	Choice Stipolar probe 10MHz



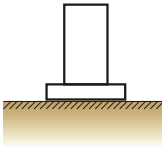
---

## 4. Treatment Procedure

---

4.1 .Operateion technigue:Let the treatment probe touch the target area ad mover(Or Slide)from the inner to the outer and round and round and from the lower place to the higher, when you do the treatment ont he upper lid,Pls move a bit more quickly,when the gel on the face get drier,please add some GEL and go on with the treatment.

4.2.Face(Includeing cheek,eye,forhead,lip,neck)  
Operation procedure(About 50minutes for whole face,15-20minutes for neck)



a. carry out a skin evaluation before treatment.

B. Clean skin

c. tone skin

d. massage with GEL

e. clean skin

f. smear gel on skin and apply treatment with trobe.

g. let the probe touch the skin and make treatment



Course of treatment:One course of treatments includes 5treatments at an interval of every 10-15days.

Curative effect

After one treatment,the heated subcutaneous fiber shrinks instantly,therefore fins wrinkles are improved,and skin becomes tender,sommth and compact.After onecourse of treatment:the collagen protein is regenerated for long term,skin becomes tender and smooth,wrikles are reduced, and skin is tightened and compact.

# HKS817C

Radio Frequency  
User&Training Manual

---

## 4. Treatment Procedure

---

### 4.3. Body (striae gravidarum)

Operation procedure (About 60-90 minutes for topical area)

a. Carry out a skin evaluation before treatment.

B. clean skin

c. massage with body slimming distillate

d. Smear body slimming distillate on skin and apply treatment with probe.

e. clean skin

f. let the probe touch the skin and make treatment.

Course of treatment: One course of treatments includes 5 treatments at an interval of every 10-15 days.

Curative effect After one treatment, the heated subcutaneous fiber shrinks instantly, therefore skin becomes smooth, compact and elastic.

After one course of treatment; Skin becomes compact and flabby skin is improved.



---

## **5. Treatment Caution**

---

5.1. for treatment is that the patient should feel needling & hot.

5.2. The treatment head must be kept on the skin (sliding); otherwise, the skin will get burned. Before the treatment head leaves the skin, you must loose the button on the head or loose the foot switch.

5.3. When the temperature of the treatment head is over too high, you should stop treatment. The energy you adopt should not be too high; otherwise, the skin will get burned.

5.4. Please carry out skin moisturizing and sun proof cream work after treatments, do not wash faces with hot water (use water under the body temperature), and do not go for hot spring and massage.

---

## **6. Treatment Taboos**

---

6.1. The abdomen of the pregnant women or women in menses

6.2. To avoid using the machine on around the parts under which metal, plastic or silicon wee buried.

6.3. To avoid using the machine on the epileptic and those in bad health

6.4. To avoid using the machine on people who has high blood pressure or diabetes or serious skin diseases or heart diseases, or who is sensitive to electric current, or who is reveiving hormone treatment.

# HKS817C

## Radio Frequency

### User & Training Manual

## 6. Treatment Parameter

Therapy Position	Probe	Energy	Mode	Timer
eye side	small	15-20	■	10
	big	22-28	■	5
forehead	small	14-17	■	8
	big	22-28	■ ■ ■ ■	5
jowl	Tripolar	20-26	■	10
neck	big	22-28	■	15
Abdomen	big	22-28	■	10
buttocks	Tripolar	22-28	■ ■ ■ ■	10
Low-necked	Tripolar	18-24	■	10
arm	Tripolar	22-28	■ ■ ■ ■	10
leg	Tripolar	22-28	■ ■ ■ ■	10

## 7. HKS817C RF Device Superiority

- 7.1. Whole ABS Plastic Mould.
- 7.2. Variable frequencies depending on the chosen treatment.
- 7.3. Frequency of steady emission.
- 7.4. It does not present any contagious risk.
- 7.5. Maximum security for the client, default programs
- 7.6. Permits to adapt the used power used according to the zone and deepness to work.



**We Are Looking for Sale agent over the world.**